



LCOXL - Lincat Lynx 400 Electric Counter-top XL Convection Oven - W 670 mm - D 570 mm - 2.5 kW

Lynx 400 Series XL Convection Oven
2.5kW accommodates 4 x 1/1
gastronorms.

- ✓ Powerful fan assisted cooking for uniform heat, and consistent cooking results
- ✓ Powerful 2.5kW oven allows rapid heat up time
- ✓ Temperature range 50-250°C
- ✓ Simple dial control for easy use
- ✓ 60 minute timer enables accurate cooking times
- ✓ Accommodates 4 x 1/1 gastronorms placed directly on shelf runners
- ✓ Side opening door with double glazed glass viewing panel, for energy efficiency, and cool touch door
- ✓ Easy plug and play operation - 13A plug

Specifications

Summary		Power and Performance	
Brand	Lincat	Total Power kW	2.5
Range	Lynx 400	Temperature Range °C	50-250
Power Type	Electric	IP Rating	IP24
Unit Type	Counter-top	Controls Position	Below
Available in UK Only	No	Temperature Control	Mechanical
UK Warranty	2 Years Parts and Labour Warranty	Timer Range mins	60
Export Warranty	Contact your local dealer		
GTIN	5056105120162		

Key Specifications		Capacity	
Stackable	No	Gastronorm Capacity	4 x GN1/1
Feet Height/Type	20mm adjustable	Shelf Spacing mm	80
Continuous Plug-In Door Seal	Plug in - not continuous	Sheet Pan Capacity	4 x 533 x 381 mm
Removable Inner Door Glass	Yes	Capacity Litres	100.4
Handle Type	Grab		
Vented Door	Yes		
Reversible Door	No		
Door Type	Left Hinged		
Phased Cooking	No		
Shelf Timer(s) (Number)	No		
Grill Element/Mode	No		
Core Temp Probe	No		
Steam Injection	No		
Fan(s) Speed	1		
Fan(s) Type	Single Direction		
Number of Fan(s)	1		
Euronorm Compatible	No		
Sheet Pan Compatible	Yes		
Removeable Shelf Guides	Yes		
Manual Mode	Yes		
Programmable	No		
Timer Type	Mechanical		
Number of Shelves included	3		
Number of Shelf Positions	4		
Type of Lighting	Filament Bulb		
Construction/Finish	430 S/S cavity		
GN Compatible	Yes		

Weights and Dimensions

Unit Height (External) mm	605
Unit Width (External) mm	670
Unit Depth (External) mm	570
Height (Internal) mm	440
Width (Internal) mm	585
Depth (Internal) mm	390
Shelf Dimensions Width mm	550
Shelf Dimensions Depth mm	330
Net Weight Kg	49.6

Supply Connections

Requires Installation	No
Requires Electrical Supply	Yes
UK 3 Pin Plug	Yes
Requires Hardwiring	No
Electrical Supply Rating Watts	2,500
Single Phase Amps	10.9
Single Phase Voltage	230
USB Port	No

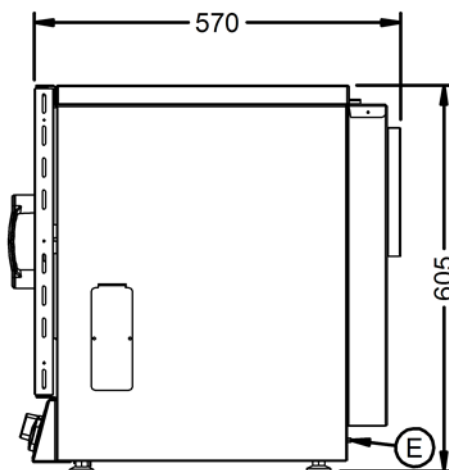
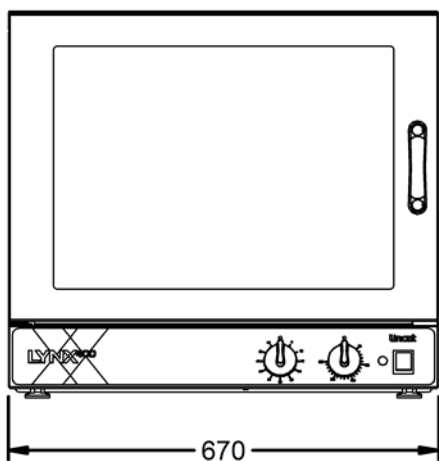
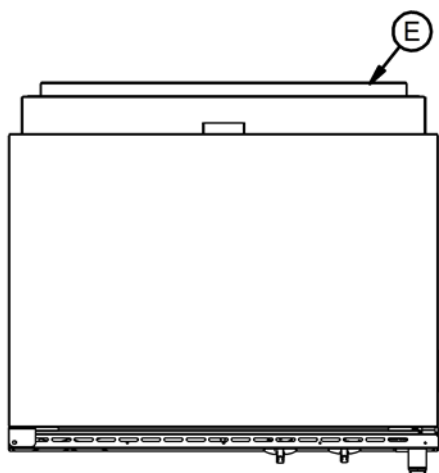
Shipping

Packed Weight Kg	54.56
Packed Height cm	76
Packed Width cm	70
Packed Depth cm	85

Available Accessories

SH141	Shelf for LCOXL ovens 553mm x 330mm
-------	-------------------------------------

Technical Picture



Lincat Limited

Whisby Road,
Lincoln, LN6 3QZ,
United Kingdom

Company No: 2175448

A member company of



Customer Care

Tel: +44 1522 875500

Email: care@lincat.co.uk

Export Customers

Tel: +44 1522 875536

Email: export@lincat.co.uk

Opening Hours

Monday – Friday:

8.30am – 5pm